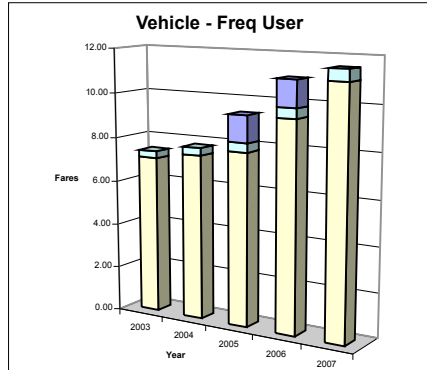
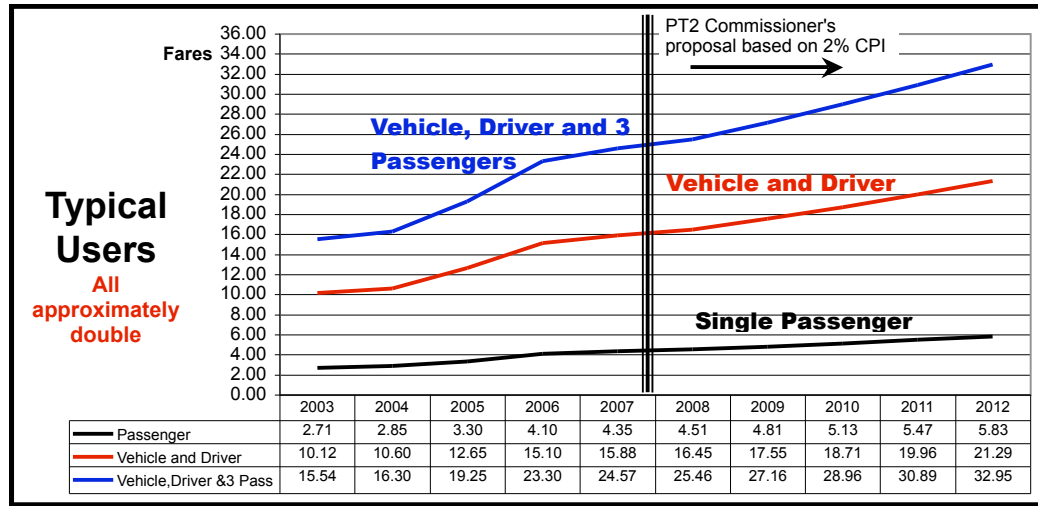


By end of 2007, fares will have increased by 55% over 2003

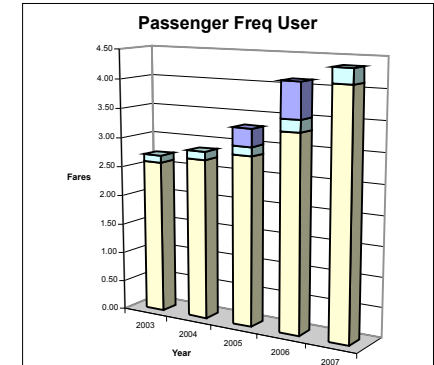


	2003	2004	2005	2006	2007
Fuel Surchg			1.20	1.20	
Fare Increase	0.32	0.34	0.40	0.45	0.53
Starting Fare	7.09	7.41	7.75	9.35	11.00



Typical Users
All approximately double

By end of 2012, fares will have doubled over 2003



	2003	2004	2005	2006	2007
Fuel Surchg			0.30	0.60	
Fare Increase	0.12	0.14	0.15	0.20	0.25
Starting Fare	2.59	2.71	2.85	3.30	4.10

How much the items below have contributed to Current Fares (using 2003 YE fares as a base)			
	Vehicles	Passengers	Accumulated CPI
Fuel Surcharges	20.8%	20.7%	8.2%
Fare Increases	14.9%	17.0%	

